

INSIDE FANNIN REMODELING

VOL. 16, ISSUE 2

Remodeling News & Views

SUMMER/FALL 2003

Lovin' the View!

*H*umble Beginnings is one way to describe this ranch style cottage, located in the Devil's Lake Michigan area.

In 2002, the Kesler's contacted Fannin Remodeling Company with the dream to turn their simple cottage into a year-round family home. The goal was for the home to be comfortable for everyday living, yet keep its cottage feel, an inviting aspect for visiting family members.

The design process was challenging, to create a new home around the existing home. Chuck Fannin and his design team "hit the nail on the head" with this custom design. "We didn't even have to move the gas meter", stated Chuck. "I am very pleased with the outcome of this one! It really shows what great craftsmen we have working for us!"

Mel and the production team spent most of the winter at the Lake where they more than doubled the size of this small cottage. Not only do the homeowners have a beautiful lake view, but now they can enjoy it from their new deck.

BEFORE



AFTER



AFTER



The homeowners more than doubled the size of their small cottage and enjoy a beautiful lake view from their new deck.

Once again, Mel and his production team live up to our motto,
**"WHAT YOUR MIND CAN CONCEIVE,
OUR HANDS CAN CREATE".**
Great job guys!

MODERN KITCHENS

MIXING MATERIALS IS WHERE IT'S AT FOR TODAY'S KITCHEN DESIGNS



*K*itchens today are more than just a place to scramble eggs. They often function as gathering places, restful retreats, and full-fledged family spaces, not just isolated rooms.

Kitchens are much more visible and need to flow well with the rest of the house and compliment it aesthetically. For example, consider ordering an entertainment center designed to compliment your kitchen cabinets or a custom computer desk for the family. This eases the transition from the kitchen to the rest of the house. In fact, today's kitchens are also bigger and often require different function areas

each with its own style.

This change in size and purpose gives the modern kitchen something of a split personality. Kitchens need to be relaxing, elegant and well-designed. Kitchens have their own ambience.

Mixing means finding opportunities among basic kitchen components - counters, cabinets, floors, and appliances, to combine a variety of materials for contrasting visual effect. Modern design and functionality can be reached within ***all budgets.***

KITCHEN SINK AND FAUCET TRENDS AT A GLANCE

- The sink has taken cues from elaborate high-tech kitchen storage with pro-style grates, drainboards, basket strainers, colanders and other accessories to make it a full-fledged new millennium appliance.
- Stainless steel remains the overwhelming choice in sink materials.
- Up-and-coming alternatives to stainless steel include granite composite, fire clay and integral concrete (matched with a concrete countertop).
- Sinks have become larger to better accommodate pots and pans. Additionally, faucet wands tend to have a higher arc.
- Pull-outs located in the primary faucet provide high functionality and leave space for accessories such as a soap dispenser or hot water tap for instant tea or soup.
- Secondary sinks in an island or bar area remain a strong

seller, reflecting the kitchen's central role in entertaining, as well as couples' desire to cook together.

- While antique bronze finishes remain a popular adventure pick, some consumers have become disenchanted with living finishes that change color with time.
- Integrated filtration systems are a strong trend, with more consumers becoming aware of the impurities of tap water, and looking for a cost-efficient way of providing clean, bacteria-free water.
- As with sinks, stainless steel is a hot pick for kitchen faucets, with satin nickel, good old shiny chrome and antique bronze finishes popular alternative picks.
- While high-tech accessories tend toward contemporary design, traditional or transitional style remains strong for faucetry in the kitchen.

Kurt's Korner

LOOK OUT WORLD...
HERE I COME!

I graduated from preschool in June. What an experience! Mom and Dad were so proud of me, they videotaped the entire preschool program. I told them I'm a **big boy** now and nobody can call me "little stuff", "little guy", or "Honey" anymore, I just want to be one of the guys.

Mel said that was okay with him because the summer is always busy and he could use a young guy willing to work hard and learn. So, I packed a PBJ in my Bob the Builder lunch box, then put on my Bob the Builder tool belt and showed up for my first day on the job.

Grandma's RHUBARB PIE

From the kitchen of Jan Kesler

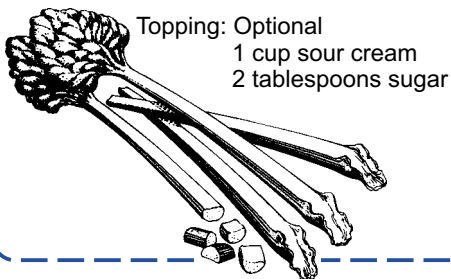
Make a single pie crust.

Add: 2 cups rhubarb (cut up)
1/2 cup sugar
3 tablespoons flour

Bake: Bake at 425° for 15 minutes

Beat: 1 pkg. cream cheese (8 oz.)
1 cup of sugar
2 eggs

Beat until creamy, pour over rhubarb.
Bake at 350° for 30 minutes.



DO YOU HAVE A FAVORITE RECIPE
YOU'D LIKE TO SHARE? SEND IT TO
FANNIN REMODELING, ATTENTION DEB.



It was really neat to be one of the guys, if only for a day. Mel, Dad, Sean and I participated in the "Raise the Roof" community project in June. Over 300 trades people got together and helped remodel a neighborhood. Mike Baranek from the Department of Neighborhoods put it all together. Even Mike said I was a good *little* helper. I reminded him I'm a **big boy** now.

Dad thought it was great I wanted to work with the guys, but he said I was only 5 years old and I needed to be around kids my age for the summer. So, he and mom enrolled me in Summer Fun Camp at Trinity Lutheran. Boy, were they right! I get to see Hailey and Alexa almost every day. We go bowling, roller skating, swimming and just play all day. It's been a wonderful summer. In fact, I told Mom, I would like to go to Camp more than three days a week. I think I hurt her feelings. She said I was growing up too fast and that she missed her *little* boy. Again, I reminded her I was a **big boy** now and my favorite things are making friends and big hugs. Then I gave her a big hug and she didn't look so sad anymore.

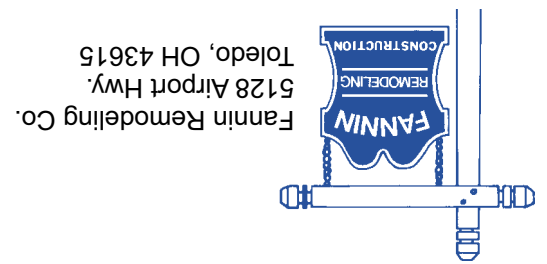
New Line Of Custom Cabinetry

Along with our full line of Hampshire Custom Cabinetry, Fannin Remodeling is pleased to announce that we also carry Pioneer Cabinetry, a semi-custom cabinet at stock cabinet prices! Beauty begins with craftsmanship. Contrary to what some may tell you there is more to buying cabinets than price. We want you to know how much more. Dove-tailed drawers, under-mount drawer slides, premium baked on finishes, 3/4" adjustable shelving and wood veneer finished end panels are only a few features of Pioneer Cabinets. In addition to this, all the drawers, pull out trays, drawer slides and hinges are covered by a lifetime warranty.


Give us a call today for your **free** Custom Kitchen Design Consultation



*You see things, and you say "Why?"
 But I dream things that never were,
 and I say "Why not?"* — George Bernard Shaw



FANNIN REMODELING COMPANY



What Your Mind
 Can Conceive,
 Our Hands
 Can Create

ROOM ADDITIONS • SECOND STORY
 DORMERS • DECKS • KITCHENS • BATHS
 ROOFING • SIDING • WINDOWS

419-389-0472
 5128 AIRPORT HWY.

LICENSED • INSURED
 OVER 25 YEARS EXPERIENCE

Call For A Free In Home Consultation



BEFORE: Exterior Flat Roof



AFTER: New Roof System Offers Better Water Drainage and Updates Appearance Of The Home